

.....
.....
.....
.....
.4..ET..Q...EMC../P.<</MCID 6>> B

1.

1

5

6

10

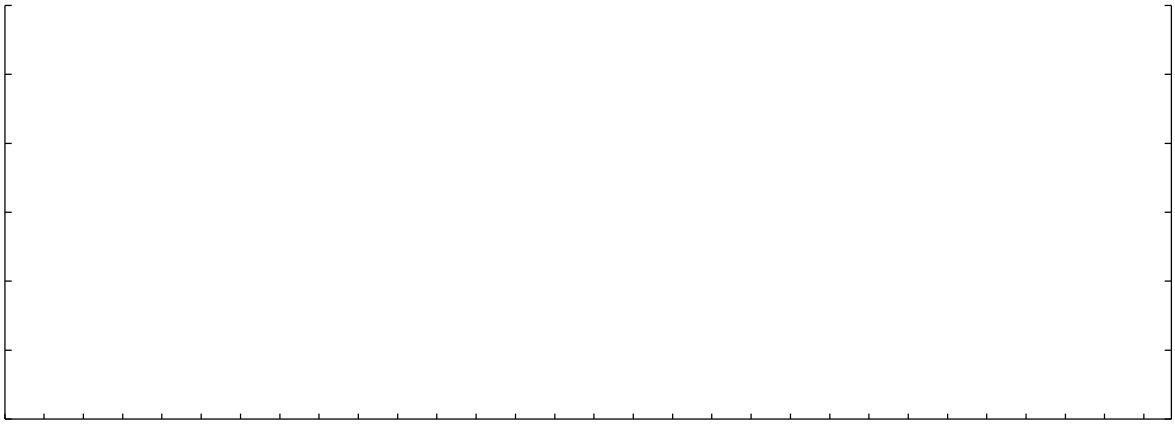

11

2.2.

12

13 &R G H O F R

19

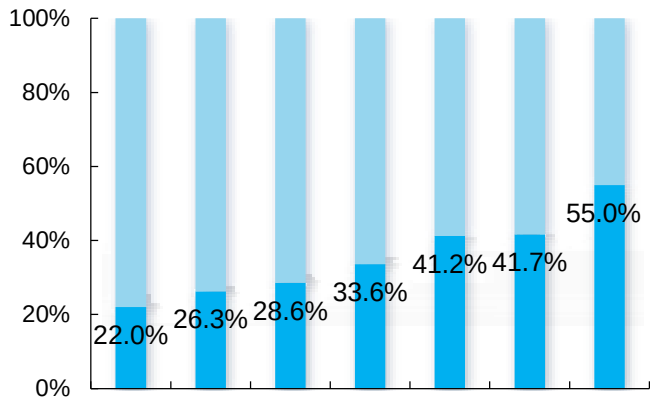
100%
80%
60%
40%
20%
0%
22.0%
26.3%
28.6%
33.6%
41.2%
41.7%
55.0%

20

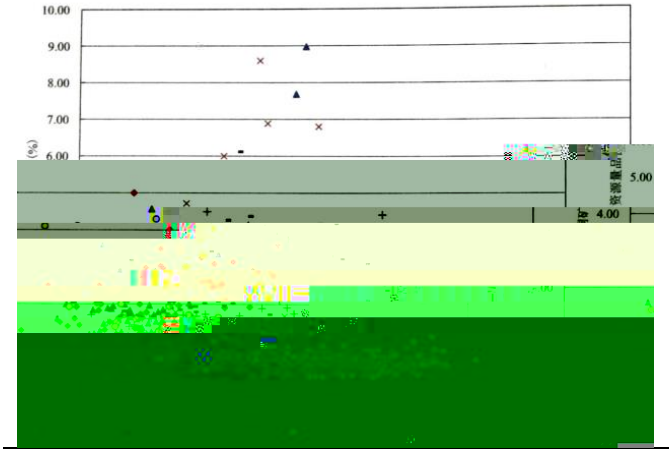
10.00
9.00
8.00
7.00
6.00
5.00
4.00

“ ”

24

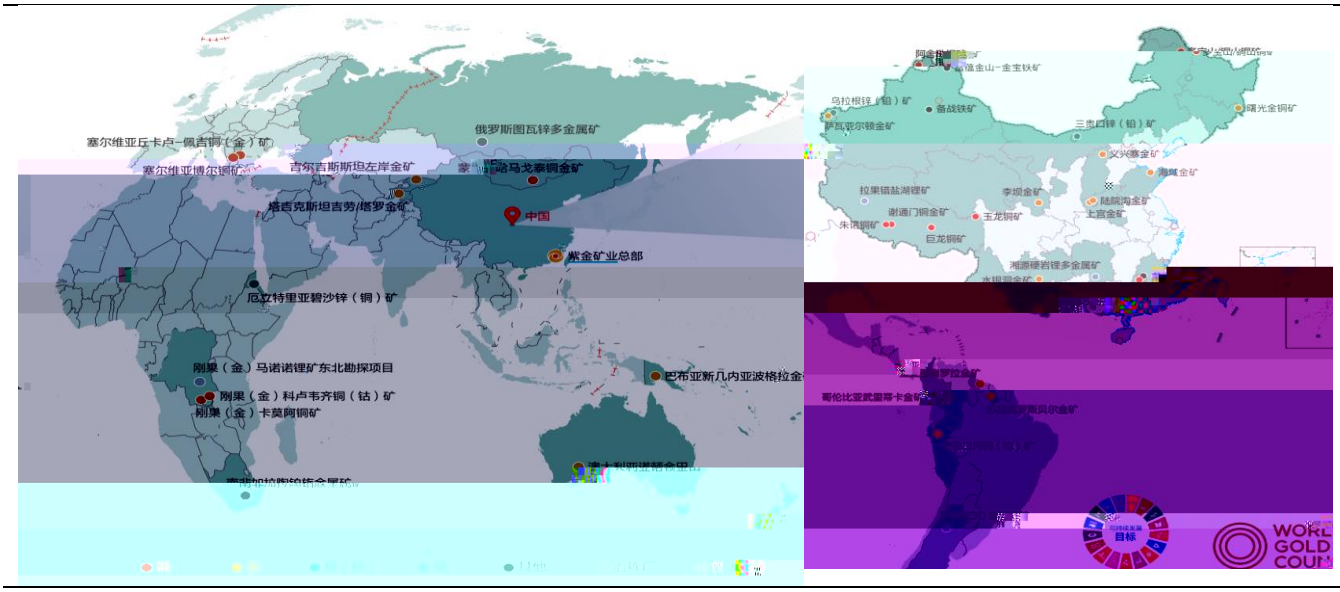

塞尔维亚丘卡卢-佩吉铜（金）矿
塞尔维亚博尔铜矿
吉尔吉斯斯坦左岸金矿
俄罗斯图瓦锌多金属矿
塔吉克斯坦吉劳/塔罗金矿
中国
紫金矿业总部
厄立特里亚碧沙锌（铜）矿
刚果（金）马诺诺锂矿东北勘探项目
刚果（金）科卢韦齐铜（钴）矿
刚果（金）卡莫阿铜矿
巴布亚新几内亚波格拉金
乌拉根锌（铅）矿
备战铁矿
萨瓦亚尔顿金矿
三忠口锌（铅）矿
曙光金铜矿
义兴寨金矿
海鹰金矿
拉果锚盐湖锂矿
李坝金矿
陆院沟金矿
上宫金矿
谢通门铜金矿
玉龙铜矿
朱诺铜矿
巨龙铜矿
湘源硬岩锂多金属矿
哥伦比亚武里蒂卡金矿
目标
WORLD GOLD COUN

25

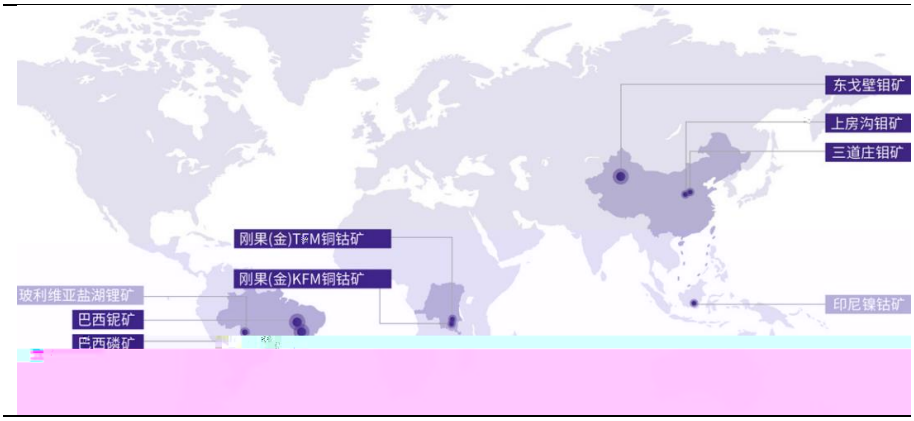

东戈壁钼矿
上房沟钼矿
三道庄钼矿
刚果(金)TFM铜钴矿
刚果(金)KFM铜钴矿
玻利维亚盐湖锂矿
巴西铌矿
巴西磷矿
印尼镍钴矿

3.

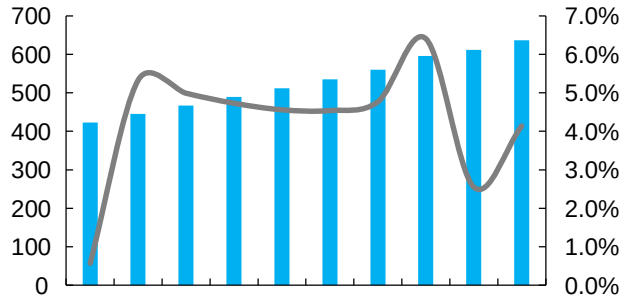
700
600
500
400
300
200
100
0
7.0%
6.0%
5.0%
4.0%
3.0%
2.0%
1.0%
0.0%

3

39

m ɔ M Ĵ Ä

44	45

Ç ♁

ìÕÀ¤R#t“6^Ĺh ɣ ɹ ì ˧ 1

3.3.

8 “ ”

51

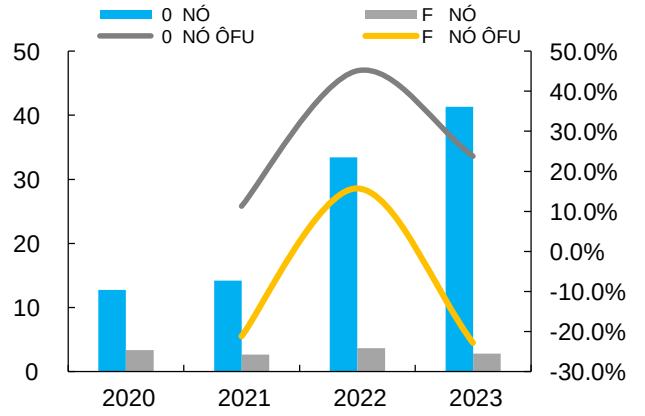
0 NÓ
0 NÓ ÔFU
F NÓ
F NÓ ÔFU
50
40
30
20
10
0
50.0%
40.0%
30.0%
20.0%
10.0%
0.0%
-10.0%
-20.0%
-30.0%
2020
2021
2022
2023

52

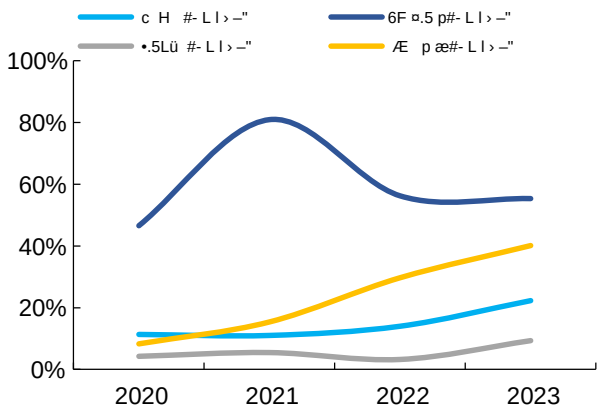
c H #- L l › –"
6F ¤.5 p#- L l › –"
•.5Lü #- L l › –"
Æ p æ#- L l › –"
100%
80%
60%
40%
20%
0%
2020
2021
2022
2023

54

10

o A

66

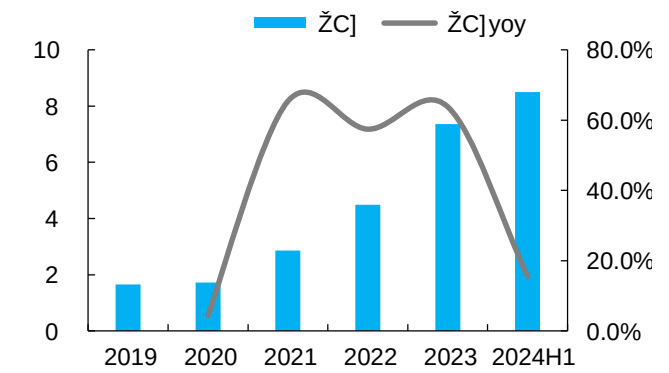
ŽC]
ŽC]yoy
10
8
6
4
2
0
80.0%
60.0%
40.0%
20.0%
0.0%
2019
2020
2021
2022
2023
2024H1

67

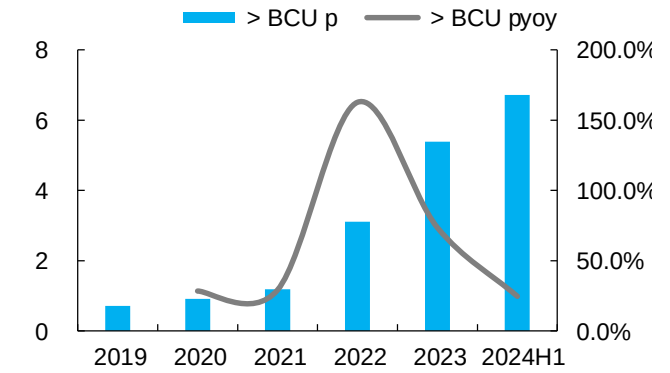
> BCU p
> BCU pyoy
8
6
4
2
0
200.0%
150.0%
100.0%
50.0%
0.0%
2019
2020
2021
2022
2023
2024H1

4.3.

68

矿山及重型装备
新能源装备



א

5.

ŧ